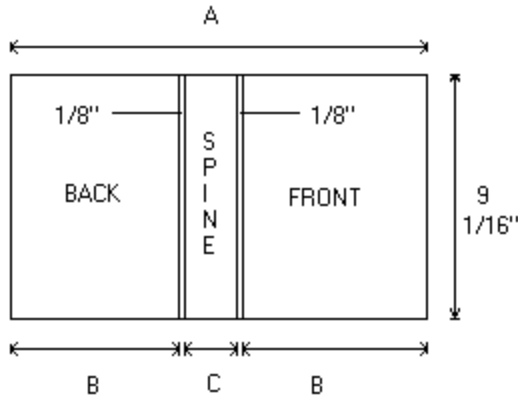


Template for Standard Binders

Silk Screening Specifications for Heat Sealed Vinyl Binders



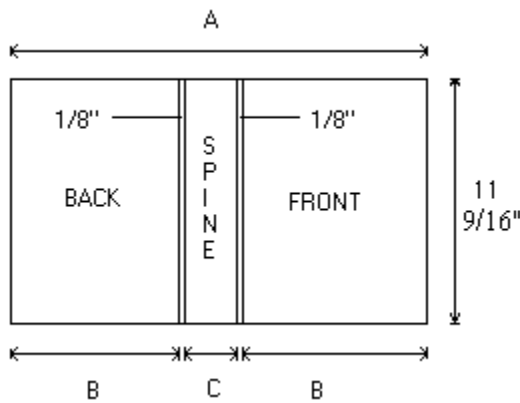
Standard 8 1/2" X 5 1/2" + 1/2" Sheet Size

Ring Size	A	B	C
1/2"	15"	6 7/8"	1"
3/4"	15"	6 7/8"	1"
1"	16 1/8"	7 3/16"	1 1/2"
1 1/4"	16 3/4"	7 7/16"	1 5/8"
1 1/2"	17 1/2"	7 11/16"	1 7/8"
2"	19"	8"	2 3/4"
2 1/2"	20 5/8"	8 9/16"	3 1/4"

Silk Screening Specifications for Heat Sealed Vinyl Binders

Standard 11" X 8 1/2" + 1/2" Sheet Size

Ring Size	A	B	C	
1/2"	20 15/16"	9 3/4"	7/8"	Perm. Die
3/4"	20 15/16"	9 3/4"	7/8"	Perm. Die
1"	22"	10 1/8"	1 7/16"	Perm. Die
1 1/4"	22 1/8"	10 1/8"	1 5/8"	Perm. Die
1 1/2" LD	23 1/4"	10 1/2"	1 7/8"	Perm. Die
1 1/2" HD	23 5/8"	10 1/2"	2 1/4"	Perm. Die
2"	25 1/4"	11 1/8"	2 3/4"	Perm. Die
2 1/2"	27"	11 3/4"	3 5/16"	Perm. Die
3"	28 5/8"	12 1/4"	3 3/4"	Perm. Die



Oversize 11" X 9" + 1/2" Sheet Size

Ring Size	A	B	C	
1/2"	21 7/8"	10 1/4"	7/8"	Lockup
3/4"	21 7/8"	10 1/4"	7/8"	Lockup
1"	23 3/8"	10 3/4"	1 7/16"	Perm. Die
1 1/4"	23 5/8"	10 7/8"	1 5/8"	Perm. Die
1 1/2" LD	24 1/2"	11 1/8"	1 7/8"	Perm. Die
1 1/2" HD	24 3/4"	11 1/8"	2 1/4"	Lockup
2"	26 1/16"	11 1/2"	2 5/8"	Perm. Die
2 1/2"	28 1/8"	12 1/4"	3 5/16"	Perm. Die
3"	30"	12 13/16"	3 3/4"	Perm. Die

Binder Insert Specifications – Style "A" Trap

Note:

70# Litho labelstock or comparable for permanent trap inserts is acceptable.

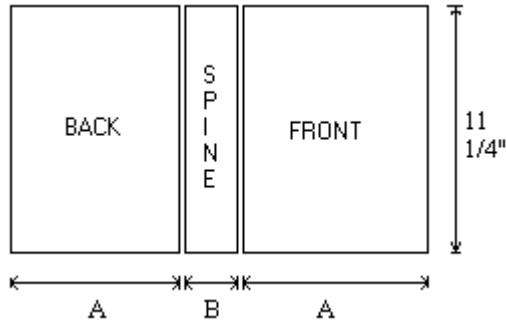
80# cover weight or comparable for removable trap sheets.

Standard 11" X 8 1/2" + 1/2" Sheet Size

Ring Size	A	B
1/2"	9 9/16"	3/4"
3/4"	9 9/16"	3/4"
1"	9 15/16"	1 5/16"

Deduct – 1/4" from any dimensions for removable inserts.

On 1/2" & 3/4" ring capacity open trap binders, it is not recommended for insertion of sheets into the spines after manufacturing.



1 1/4"	9 15/16"	1 1/2"
1 1/2" LD	10 5/16"	1 3/4"
1 1/2" HD	10 5/16"	2 1/8"
2"	10 15/16"	2 5/8"
2 1/2"	11 9/16"	3 3/16"
3"	12 1/16"	3 5/8"

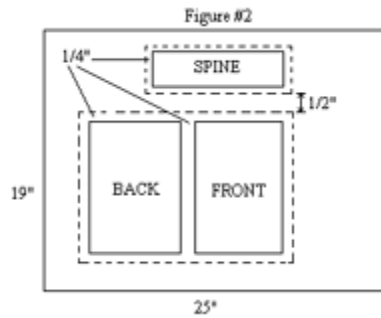
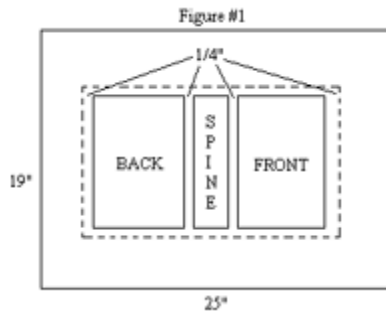
Oversize 11 " X 9 " + 1/2" Sheet Size

Ring Size	A	B
1/2"	10 1/16"	7/8"
3/4"	10 1/16"	7/8"
1"	10 9/16"	1 5/16"
1 1/4"	10 11/16"	1 1/2"
1 1/2" LD	11 1/16"	1 3/4"
1 1/2" HD	11 1/16"	2 1/8"
2"	11 5/16"	2 1/2"
2 1/2"	12 1/16"	3 3/16"
3"	12 5/8"	3 5/8"

Press sheet layouts

Add to the dimensions noted – 1/4" trim around perimeter and 1/4" between panels up to 1 1/2"LD (Figure #1")

For larger capacities move the spine above either panel as shown (Figure #2)



Binder Insert Specifications – Style “E” for Open Trap Style Binders

Note:

80# cover weight or comparable for removable trap sheets.

Deduct – 1/4" from any dimensions for removable inserts.

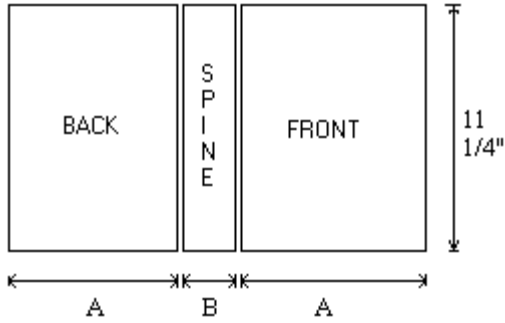
On 1/2" & 3/4" ring capacity open trap binders, it is not recommended for insertion of sheets into the spines after manufacturing.

Standard 11 " X 8 1/2" + 1/2" Sheet Size

Ring Size	A	B
1/2"	9 1/4"	5/8"
3/4"	9 1/4"	5/8"
1"	9 5/8"	1 1/8"
1 1/4"	9 7/8"	1 1/4"
1 1/2" LD	10	1 1/2"
1 1/2" HD	10 1/8"	1 7/8"
2"	10 9/16"	2 1/4"
2 1/2"	11 1/4"	2 7/8"
3"	11 13/16"	3 3/8"

Oversize 11 " X 9 " + 1/2" Sheet Size

Ring Size	A	B
1/2"	9 3/4"	5/8"



3/4"	9 3/4"	5/8"
1"	10 1/8"	1 1/8"
1 1/4"	10 3/8"	1 1/4"
1 1/2" LD	10 1/2"	1 1/2"
1 1/2" HD	10 5/8"	1 7/8"
2"	11 1/8"	2 1/4"
2 1/2"	11 3/4"	2 7/8"
3"	12 5/16"	3 3/8"

Film Prep Layouts

Filmwork – Negatives right reading emulsion down, 150 line screen.

Add 1/4" as shown for a trim. (Figure #1 & #2)

